

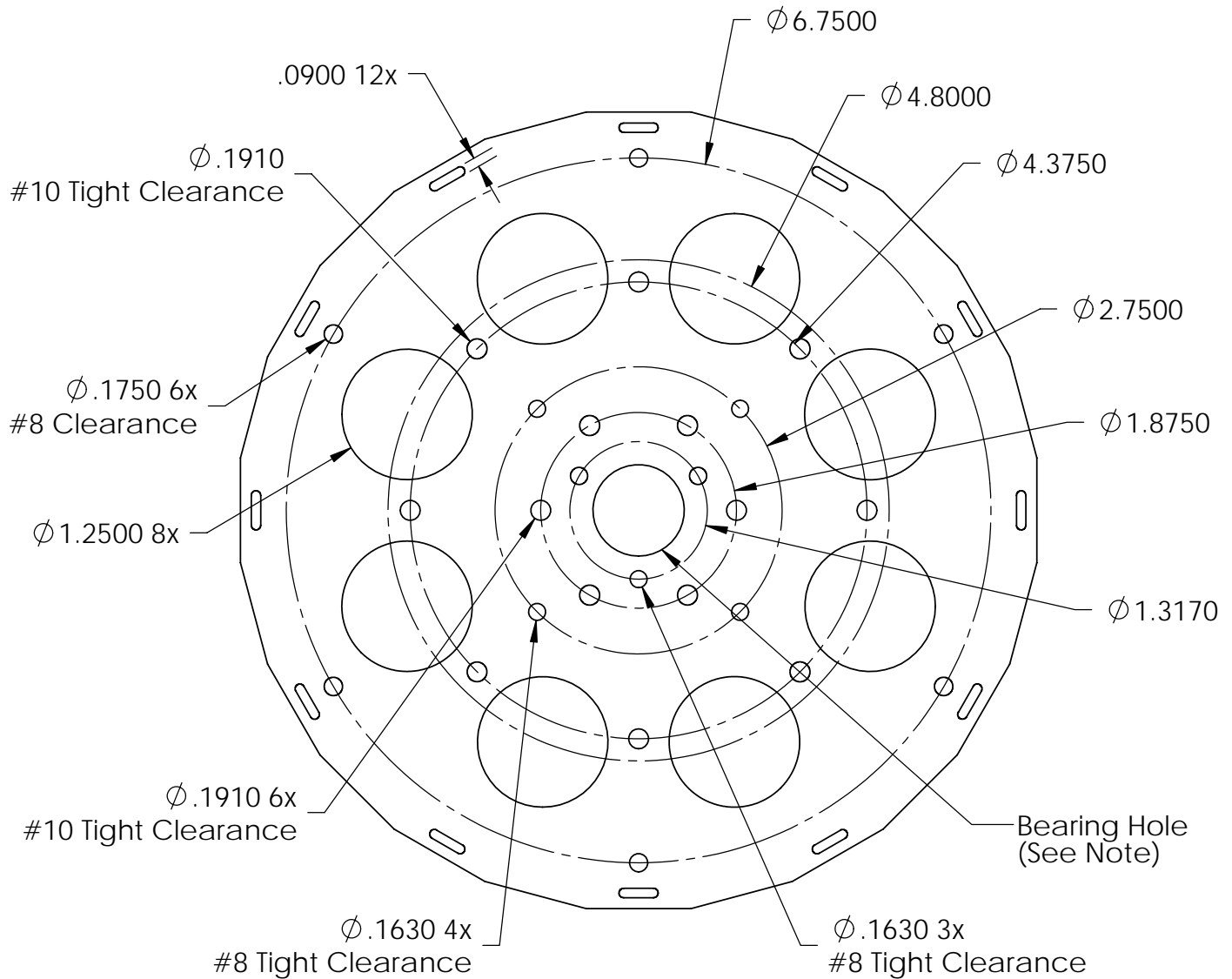
Printed on 11/20/2006 ALL DIMENSIONS ARE IN INCHES.

Innovation First, Inc.

8" High-Traction Wheel

Part Number
IFI-WHEEL-ASSY-8

For more details refer to 3D Wheel CAD Models (.stp) at www.ifirobotics.com



Bearing Options:
 .375" ID, .875" OD
 .500" ID, 1.125" OD

For more details refer to 3D Wheel CAD Models (.stp) at www.ifirobotics.com

Innovation First, Inc.

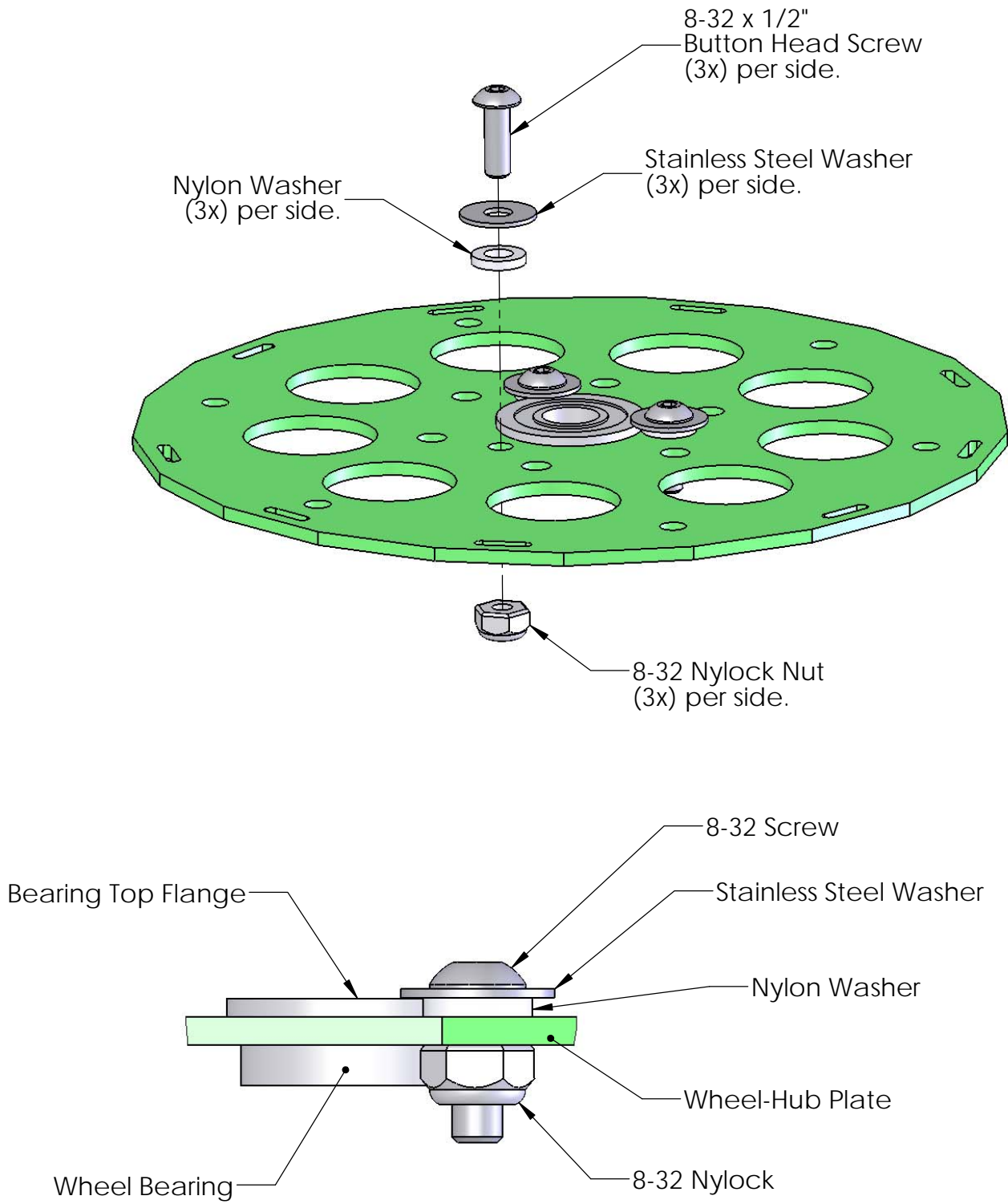
8" Wheel Hub

Part Number
 IFI-WHEEL-ASSY-8

Step 1 - Insert Bearings into Center-Hole of Wheel-Hub, until bearing flange is flush.

Step 2 - Attach Bearing Retainer Screws/Washers as shown below. (3x) per Hub

Step 3 - Repeat for both Wheel-Hubs



All Wheel Variations are similarly Assembled.
For reference, 6" x 1" Wheel is shown.

Innovation First, Inc.

Wheel Assembly

Part Number

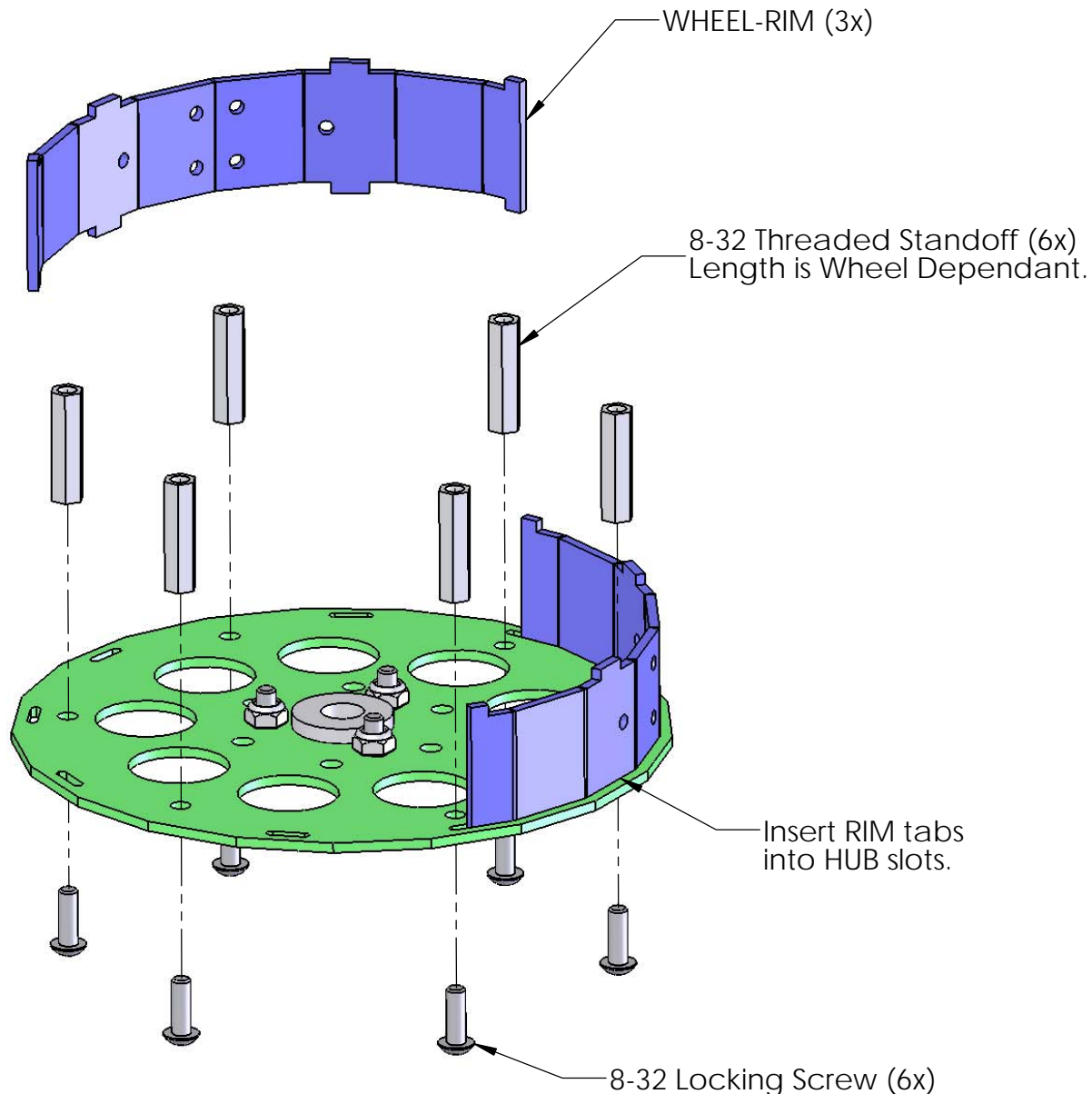
WHEEL-ASSY-INST

Step 4 - Take one of the plates from Step 3 and attach (6) 8-32 Threaded Standoffs using 8-32 x 1/2" Long Locking Screws.
(The ones with a dab of plastic/thread-locker on the threads.)

Note: For extra security, apply additional thread-locker to each screw/standoff.

Step 5 - Insert the WHEEL-RIM pieces into the hub such that all RIM tabs are fully engaged in their respective HUB slots.

Note: Due to the high-tolerances required to create a rigid wheel, the RIM pieces may require some "forcing" to insert properly. It is acceptable to slightly bend the RIM such that it inserts into the WHEEL-HUB.



Innovation First, Inc.
Wheel Assembly

Part Number
WHEEL-ASSY-INST

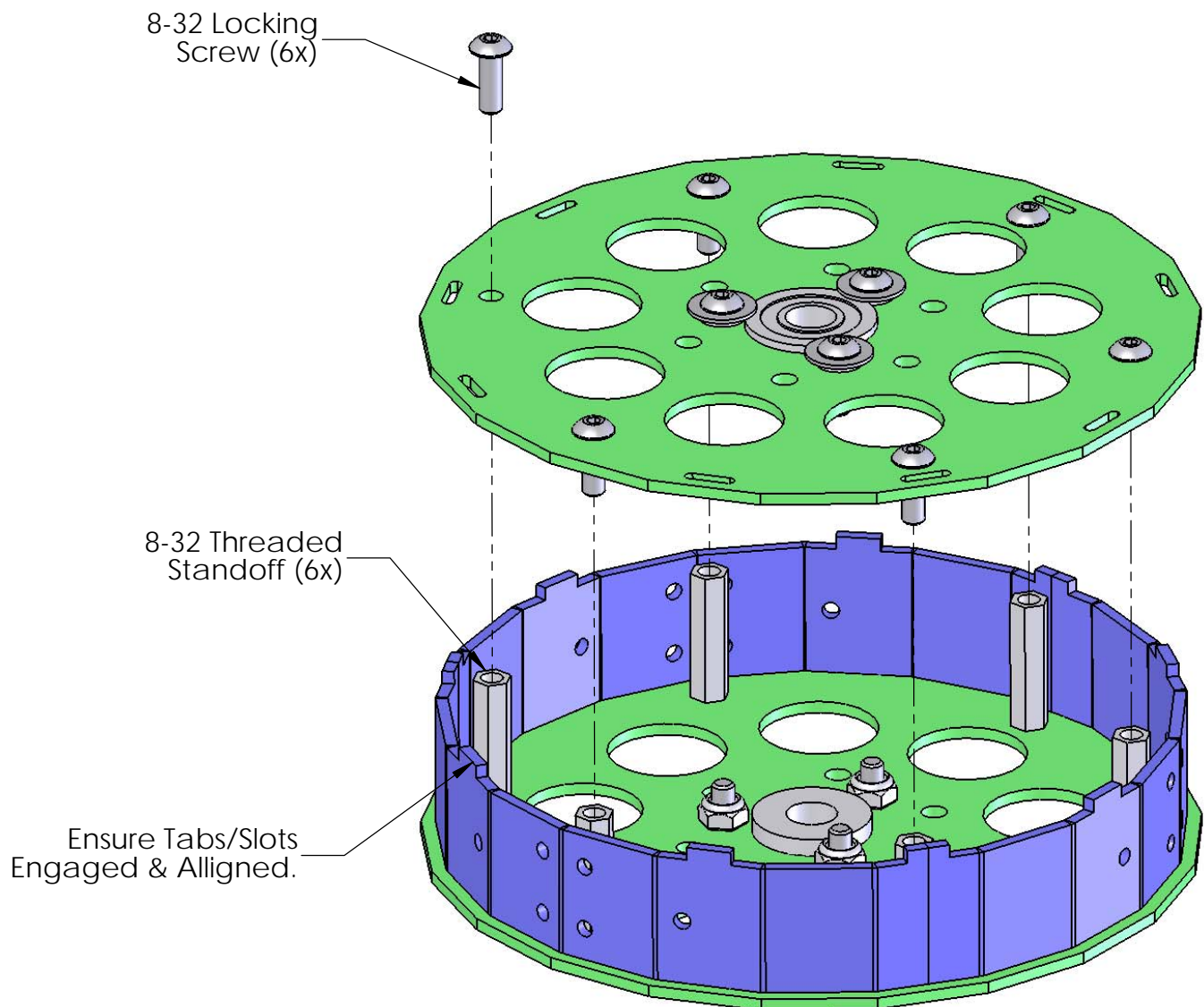
All Wheel Variations are similarly Assembled.
For reference, 6" x 1" Wheel is shown.

Step 6 - Assembly the other Hub-Assembly from Step 3 to the Assembly from Step 5 ensure all tabs and slots are alligned and fully engaged.

Reminder: Attach any sprockets to the Wheel BEFORE it is fully assembled.

Step 7 - Bolt the assembly together using (6) 8-32 Locking Screws.
Add additional thread-locker for added security.

Refer to Tread Attachment Instructions for information on Wheel-Tread Attachment.



All Wheel Variations are similarly Assembled.
For reference, 6" x 1" Wheel is shown.

Innovation First, Inc.
Wheel Assembly

Part Number
WHEEL-ASSY-INST